

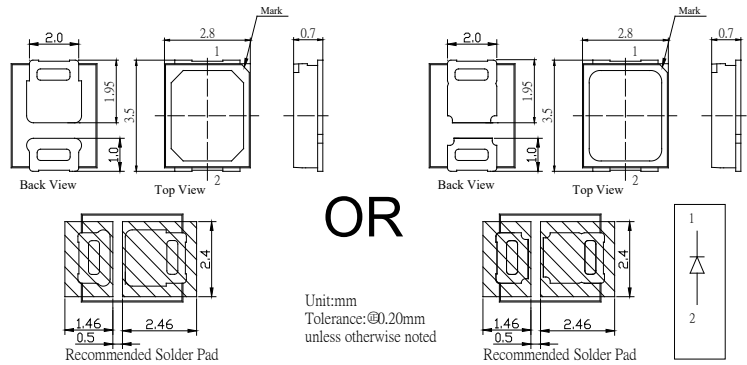
## ■Features

- High luminous flux
- Super energy efficiency
- Long lifetime operation
- Superior UV resistance
- Ra>80

## ■Applications

- Read lights (car, bus, aircraft)
- Portable (flashlight, bicycle)
- Bollards / Security / Garden
- Traffic signaling / Beacons
- Indoor / Outdoor commercial lights
- Automotive Ext

## ■Outline Dimension



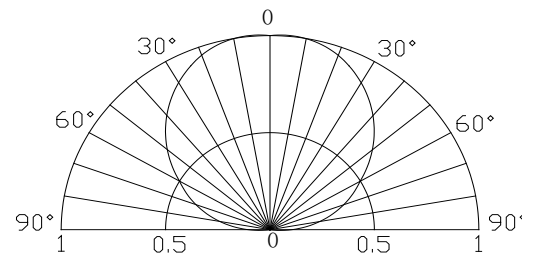
## ■Absolute Maximum Rating

(Ta=25°C)

Item	Symbol	Value	Unit
DC Forward Current	I <sub>F</sub>	120	mA
Pulse Forward Current#	I <sub>FP</sub>	200	mA
Reverse Voltage	V <sub>R</sub>	15	V
Power Dissipation	P <sub>D</sub>	1152	mW
Operating Temperature	T <sub>opr</sub>	-30 ~ +85	°C
Storage Temperature	T <sub>stg</sub>	-40 ~ +100	°C
Lead Soldering Temperature	T <sub>sol</sub>	260°C/10sec	-

#Pulse width Max.10ms Duty ratio max 1/10

## ■Directivity



## ■Electrical -Optical Characteristics

(Ta=25°C)

Part Number	Color			V <sub>F</sub> (V)			I <sub>R</sub> (μA)	Φ <sub>v</sub> (lm)			CCT(K)			2θ1/2(deg)	CRI
				Min	Typ	Max.	Max.	Min.	Typ	Max.	Min.	Typ	Max.	Typ	Min.
				I <sub>F</sub> =100mA			V <sub>R</sub> =15V	I <sub>F</sub> =100mA							
OSW42835C1H-9V-RA80	White	W		-	9.0	9.6	10	120	130	-	5500	6000	6500	120	80
OSW32835C1H-9V-RA80	White	W		-	9.0	9.6	10	120	130	-	4500	5000	5500	120	80
OSM72835C1H-9V-RA80	Natural White	M	■	-	9.0	9.6	10	115	125	-	3500	4000	4500	120	80
OSM52835C1H-9V-RA80	Warm White	M	■	-	9.0	9.6	10	115	125	-	2500	3000	3500	120	80

\*1 Tolerance of measurements of chromaticity coordinate is ±10%

\*2 Tolerance of measurements of luminous flux is ±15%

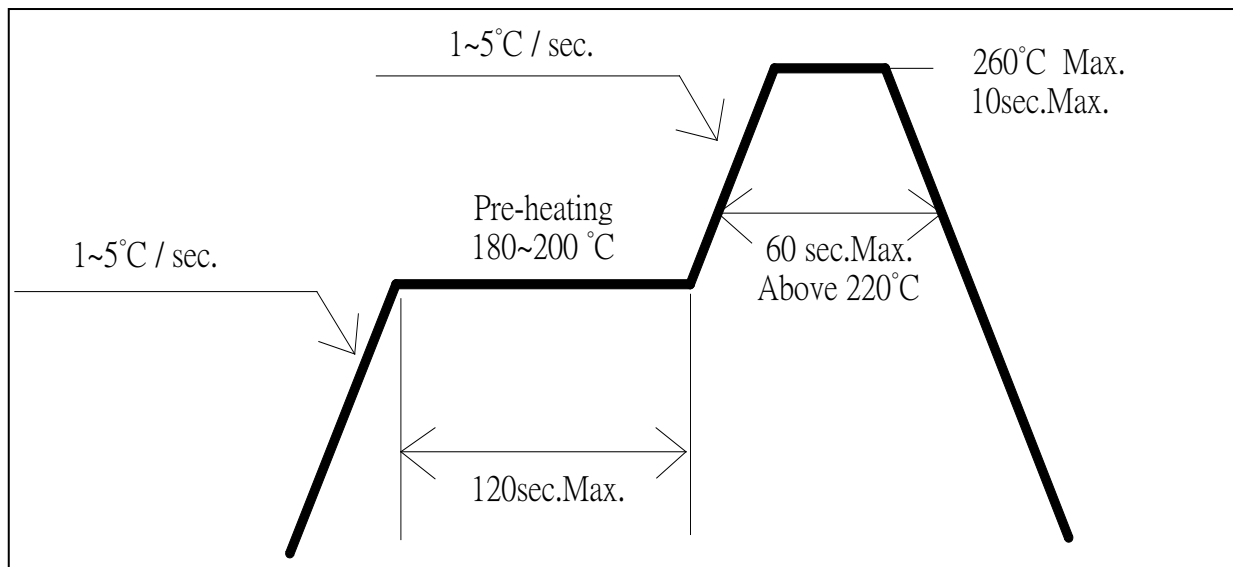
\*3 Tolerance of measurements of forward voltage is ±0.1V

\*4. Don't drive at rated current more than 5s without heat sink for Power Top H emitter series.

■ **Soldering Conditions**

Reflow Soldering		Hand Soldering	
Pre-Heat	180 ~ 200°C	Temperature Soldering time	350°C Max. 3 sec. Max. (one time only)
Pre-Heat Time	120 sec. Max.		
Peak Temperature	260°C Max.		
Dipping Time	10 sec. Max.		
Condition	Refer to Temperature-profile		

• **Reflow Soldering Condition(Lead-free Solder)**



\*Recommended soldering conditions vary according to the type of LED

\*Although the recommended soldering conditions are specified in the above table, reflow, or hand soldering at the lowest possible temperature is desirable for the LEDs.

\*A rapid-rate process is not recommended for cooling the LEDs down from the peak temperature.

• All SMD LED products are pb-free soldering available.

• Occasionally there is a brightness decrease caused by the influence of heat or ambient atmosphere during air reflow. It is recommended that the User use the nitrogen reflow method.

• Repairing should not be done after the LEDs have been soldered. When repairing is unavoidable a double-head soldering iron should be used. It should be confirmed beforehand whether the characteristics of the LEDs will or will not be damaged by repairing.

• Reflow soldering should not be done more than two times.

• When soldering, do not put stress on the LEDs during heating.

• After soldering, do not warp the circuit board.

## Precautions in Use for Surface Mount Diode

### ■ Storage

#### · Storage Conditions

Before opening the package:

The LEDs should be kept at 30°C or less and 60%RH or less. The LEDs should be used within a year. When storing the LEDs, moisture proof packaging with absorbent material (silica gel) is recommended.

#### · After opening the package:

Soldering should be done right after opening the package (within 24hrs).

Keeping of a fraction, sealing and Temperature: 5~30°C Humidity: Less than 30%.

If the package has been opened more than 24 Hours, components should be dried for 12hrs, at  $60 \pm 5^\circ\text{C}$ .

· Optosupply LED electrode sections are comprised of a silver plated copper alloy. The silver surface may be affected by environments which contain corrosive gases and so on. Please avoid conditions which may cause the LED to corrode, tarnish or discolor. This corrosion or discoloration may cause difficulty during soldering operations. It is recommended that the User use the LEDs as soon as possible.

· Please avoid rapid transitions in ambient temperature, especially in high humidity environments where condensation can occur.