

■ **Features**

- 0.39 Inch Single Digit Display
- Long lifetime operation
- IC compatible
- Low power dissipation
- Black surface & white segment or dot
- Number of Pins:10


■ **Applications**

- Counting device
- Clock

■ **Absolute Maximum Rating** (Ta=25°C)








Item	Symbol	Value		Unit
		RA/R/YG/Y	W/B/G	
DC Forward Current	I _F	20	20	mA
Pulse Forward Current#	I _{FP}	100	100	mA
Reverse Voltage	V _R	5	5	V
Power Dissipation	P _t	44	66	mW
Operating Temperature	T _{opr}	-30 ~ +70		°C
Storage Temperature	T _{stg}	-40 ~ +85		°C
Lead Soldering Temperature(1.6mm from seating plane)	T _{sol}	260°C/5sec		°C

■ **Picture**



#Pulse width Max.10ms Duty ratio max 1/10

■ **Electrical -Optical Characteristics** (Ta=25°C)

Part Number	Color		V _F (V)			I _R (μA)	I _v (mcd)			λD(nm)			
			Min.	Typ.	Max.	Max.	Min.	Typ.	Max.	Min.	Typ.	Max.	
			I _F =20mA			V _R =5V	I _F =20mA						
OSL10393-IW(LW)	White	W	-	3.3	3.6	20	-	65	-	X:0.27 Y:0.28			
OSL10393-IB(LB)	Blue	B		-	3.3	3.6	20	-	50	-	460	470	475
OSL10393-IG(LG)	Pure Green	G		-	3.3	3.6	20	-	200	-	515	525	530
OSL10393-IYG(LYG)	Yellow Green	YG		-	2.2	2.6	20	-	12	-	565	571	575
OSL10393-IY(LY)	Yellow	Y		-	2.1	2.5	20	-	40	-	585	590	595
OSL10393-IO(LO)	Orange	O		-	2.1	2.5	20	-	30	-	600	605	610
OSL10393-IR(LR)	Red	R		-	2.1	2.5	20	-	20	-	625	635	650
OSL10393-IRA(LRA)	Red	R		-	2.1	2.5	20	-	100	-	620	625	630

*1 Tolerance of measurements of chromaticity coordinate is ±10%

*2 Tolerance of measurements of dominant wavelength is ±1nm

*3 Tolerance of measurements of luminous intensity is ±15%

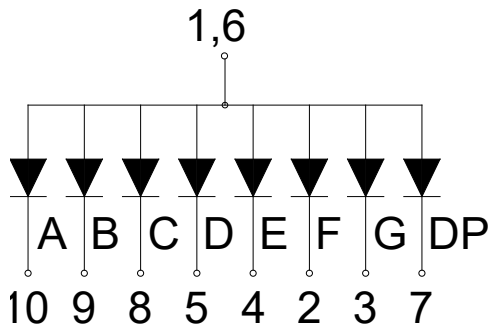
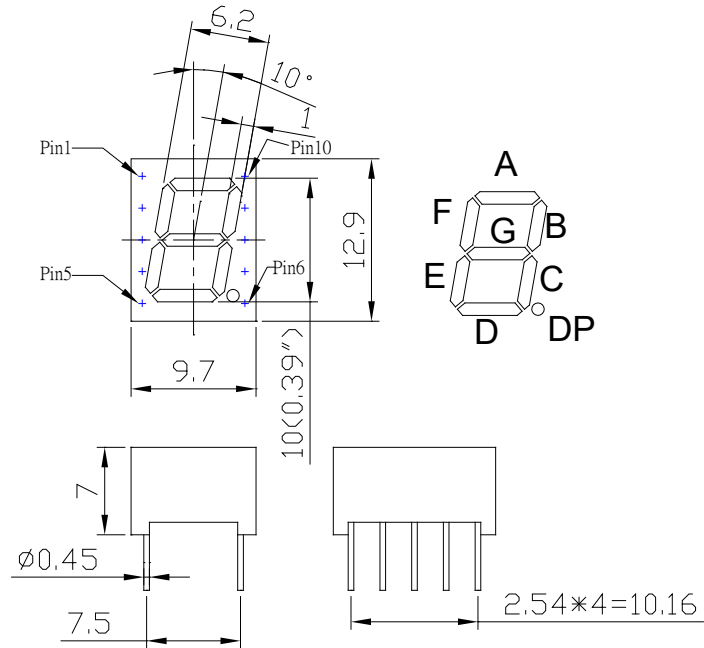
*4 Tolerance of measurements of forward voltage is ±0.1V

0.39 Inch Single Digit Display
OSL10393-IX (Common Anode type)
OSL10393-LX (Common Cathode type)

■ Package Dimensions and Pin Function

**OSL10393-IX
(Common Anode type)**

Note:
1, Unit : mm (Tolerance: ±0.25mm unless otherwise noted)
2, The slope angle of any PIN may be ±5.0° Max



**OSL10393-LX
(Common Cathode type)**

Note:
1, Unit : mm (Tolerance: ±0.25mm unless otherwise noted)
2, The slope angle of any PIN may be ±5.0° Max

