

■ **Features**


- 0.39 Inch Single Digit Display
- Long lifetime operation
- IC compatible
- Low power dissipation
- Black surface & white segment or dot
- Number of Pins:10

■ **Applications**

- Counting device
- Clock

■ **Absolute Maximum Rating** (Ta=25°C)

■ **Pictures**



Item	Symbol	Value		Unit
		RA/R/YG/Y	W/B/G	
DC Forward Current	I _F	20	20	mA
Pulse Forward Current#	I _{FP}	100	100	mA
Reverse Voltage	V _R	5	5	V
Power Dissipation	P _t	44	66	mW
Operating Temperature	Topr	-30 ~ +70		°C
Storage Temperature	Tstg	-40 ~ +85		°C
Lead Soldering Temperature(1.6mm from seating plane)	Tsol	260°C/5sec		°C

#Pulse width Max.10ms Duty ratio max 1/10

■ **Electrical -Optical Characteristics** (Ta=25°C)

Part Number	Color		V _F (V)			I _R (μA)	I _v (mcd)			λD(nm)		
			Min.	Typ.	Max.	Max.	Min.	Typ.	Max.	Min.	Typ.	Max.
			I _F =20mA			V _R =5V	I _F =20mA					
OSL10396-IW(LW)	White	W	-	3.3	3.6	20	-	65	-	CCT:5500-6500-8500K		
OSL10396-IB(LB)	Blue	B	■	3.3	3.6	20	-	50	-	460	470	475
OSL10396-IG(LG)	Pure Green	G	■	3.3	3.6	20	-	200	-	515	525	530
OSL10396-IYG(LYG)	Yellow Green	YG	■	2.2	2.6	20	-	12	-	565	571	575
OSL10396-IY(LY)	Yellow	Y	■	2.1	2.5	20	-	40	-	585	590	595
OSL10396-IO(LO)	Orange	O	■	2.1	2.5	20	-	30	-	600	605	610
OSL10396-IR(LR)	Red	R	■	2.1	2.5	20	-	20	-	625	635	650
OSL10396-IRA(LRA)	Red	R	■	2.1	2.5	20	-	100	-	620	625	630

*1 Tolerance of measurements of chromaticity coordinate is ±10%

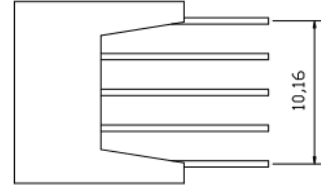
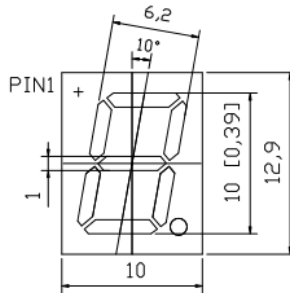
*2 Tolerance of measurements of dominant wavelength is ±1nm

*3 Tolerance of measurements of luminous intensity is ±15%

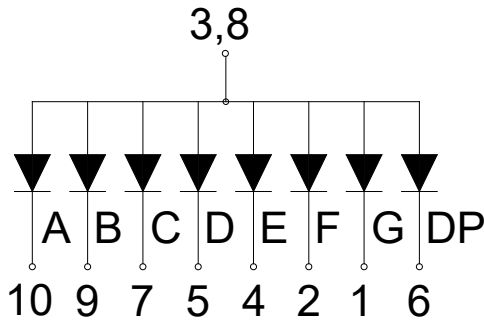
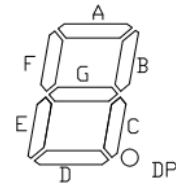
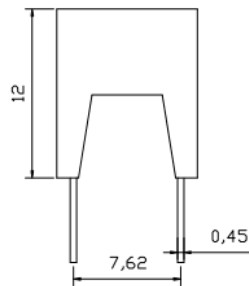
*4 Tolerance of measurements of forward voltage is±0.1V

■ **Package Dimensions and Pin Function**

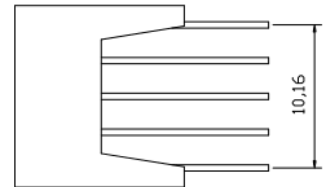
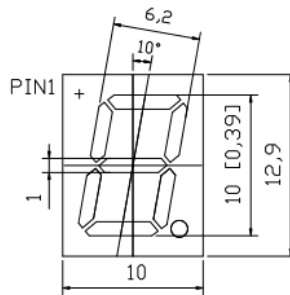
**OSL10396-IX
(Common Anode type)**



Note:
1, Unit : mm (Tolerance: ± 0.25 mm unless otherwise noted)
2, The slope angle of any PIN may be $\pm 5.0^\circ$ Max



**OSL10396-LX
(Common Cathode type)**



Note:
1, Unit : mm (Tolerance: ± 0.25 mm unless otherwise noted)
2, The slope angle of any PIN may be $\pm 5.0^\circ$ Max

