

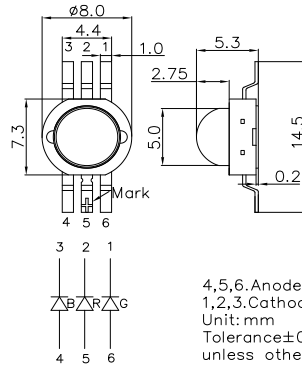
■Features

- Highest Luminous Flux
- Super Energy Efficiency
- Long Lifetime Operation
- Superior ESD protection
- Superior UV Resistance
- Water Clear Type

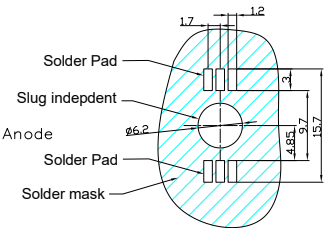
■Applications

- Mobile Phone Flash
- Automotive Interior/Exterior Lighting / Signal Lighting
- Architectural Lighting
- LCD TV / Monitor Backlight
- Projector Light Source / Traffic Signals / Task Lighting
- Decorative / Pathway Lighting / Household Applications

■Outline Dimension



Recommended Solder Pad Design

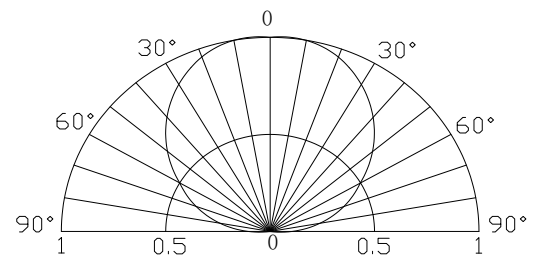


■Absolute Maximum Rating (Ta=25°C)

Item	Symbol	Value		Unit
		Red	Green/Blue	
DC Forward Current	I _F	400	400	mA
Pulse Forward Current#	I _{FP}	500	500	mA
Reverse Voltage	V _R	5	5	V
Power Dissipation	P _D	1200	1600	mW
Operating Temperature	T _{opr}	-30 ~ +85		°C
Storage Temperature	T _{stg}	-40 ~ +100		°C
Lead Soldering Temperature	T _{sol}	260°C/5sec		-

#Pulse width Max.10ms Duty ratio max 1/10

■Directivity



■Electrical -Optical Characteristics (Ta=25°C)

Item	Symbol	Condition	Min.	Typ.	Max.	Unit
DC Forward Voltage*1	V _F (R)	I _F =350mA	2.0	2.5	3.0	V
	V _F (B/G)	I _F =350mA	3.0	3.3	4.0	V
DC Reverse Current	I _R	V _R =5V	-	-	10	μA
Domi. Wavelength*2	λ _D (Red)	I _F =350mA	620	625	630	nm
	λ _D (Green)	I _F =350mA	520	525	535	nm
	λ _D (Blue)	I _F =350mA	455	460	465	nm
Luminous Flux*3	Φ _V (Red)	I _F =350mA	40	50	-	lm
	Φ _V (Green)	I _F =350mA	80	95	-	lm
	Φ _V (Blue)	I _F =350mA	15	20	-	lm
50% Power Angle	2θ _{1/2}	I _F =350mA	-	120	-	deg

*1 Tolerance of measurements of forward voltage is ±0.1V

*2 Tolerance of measurements of dominant wavelength is ±1nm

*3 Tolerance of measurements of luminous flux is ±15%

Note: Don't drive at rated current more than 5s without heat sink for Xeon 1 Power emitter series.

■ **Handling of Silicone Lens LEDs**

Notes for handling of silicone lens LEDs

- Please do not use a force of over 3kgf impact or pressure on the silicone lens, otherwise it will cause a catastrophic failure.
- The LEDs should only be picked up by making contact with the sides of the LED body.
- Avoid touching the silicone lens especially by sharp tools such as Tweezers.
- Avoid leaving fingerprints on the silicone lens.
- Please store the LEDs away from dusty areas or seal the product against dust.
- When populating boards in SMT production, there are basically no restrictions regarding the form of the pick and place nozzle, except that mechanical pressure on the silicone lens must be prevented.
- Please do not mold over the silicone lens with another resin. (epoxy, urethane, etc)

