

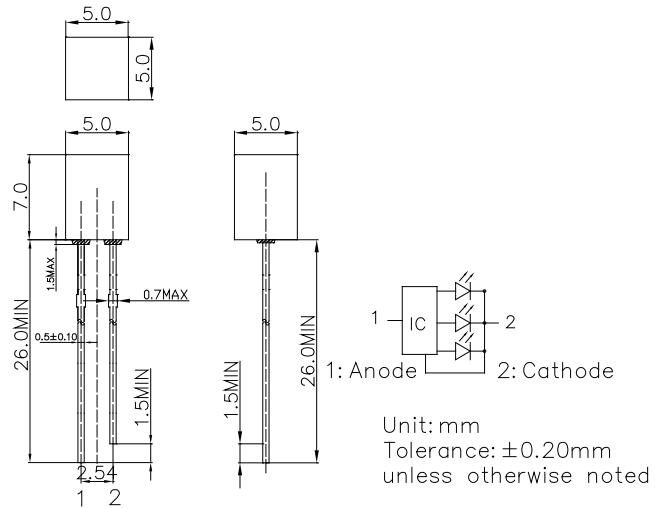
■ **Features**

- High Luminous LED
- 5x5x7mm Standard Directivity
- Color Changing Type
- White Diffused Type

■ **Applications**

- Toys
- Games
- Audio
- Other Lighting

■ **Outline Dimension**

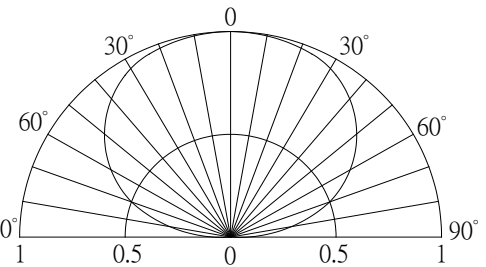


■ **Absolute Maximum Rating**

(Ta=25°C)

Item	Symbol	Value	Unit
Power Supply	Voltage	5	V
Operating Temperature	Topr	-30 ~ +85	°C
Storage Temperature	Tstg	-40 ~ +100	°C
Lead Soldering Temperature	Tsol	260°C/5sec	-

■ **Directivity**

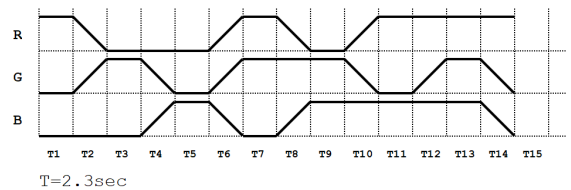


■ **Electrical -Optical Characteristics**

(Ta=25°C)

Item	Symbol	Condition	Min.	Typ.	Max.	Unit
DC Forward Voltage*1	V <sub>dd</sub>	I <sub>F</sub> =20mA	3.8	4.5	5.0	V
Oscillator Frequency*2	F <sub>led</sub>	I <sub>F</sub> =20mA	-	33	-	S
Duty Cycle	Duty	I <sub>F</sub> =20mA	-	-	-	-
Domi. Wavelength*3	λ <sub>D</sub> (Red)	I <sub>F</sub> =20mA	620	625	630	nm
	λ <sub>D</sub> (Blue)	I <sub>F</sub> =20mA	465	470	475	nm
	λ <sub>D</sub>	I <sub>F</sub> =20mA	520	525	530	nm
Luminous Intensity*4	I <sub>v</sub> (Red)	I <sub>F</sub> =20mA	220	330	-	mcd
	I <sub>v</sub> (Blue)	I <sub>F</sub> =20mA	150	220	-	mcd
	I <sub>v</sub> (Green)	I <sub>F</sub> =20mA	330	500	-	mcd
50% Power Angle	2θ <sub>1/2</sub>	I <sub>F</sub> =20mA	-	140	-	deg

■ **Waveform Diagram**



\*Tolerance of Blinking Cycle is ±20%

\*1 Tolerance of measurements of forward voltage is ±0.1V

\*2 Tolerance of measurements of frequency is ±20%

\*3 Tolerance of measurements of dominant wavelength is ±1nm

\*4 Tolerance of measurements of luminous intensity is ±15%