

■ **Features**


- 0.56 Inch Single Digit Display
- Long lifetime operation
- IC compatible
- Low power dissipation

■ **Applications**

- Counting device
- Clock

■ **Absolute Maximum Rating** (Ta=25°C)

■ **Pictures**



Item	Symbol	Value		Unit
		RA/R/YG/Y	W/B/G	
DC Forward Current	I <sub>F</sub>	20	20	mA
Pulse Forward Current#	I <sub>FP</sub>	100	100	mA
Reverse Voltage	V <sub>R</sub>	5	5	V
Power Dissipation	P <sub>t</sub>	44	66	mW
Operating Temperature	Topr	-30 ~ +70		°C
Storage Temperature	Tstg	-40 ~ +85		°C
Lead Soldering Temperature(1.6mm from seating plane)	Tsol	260°C/5sec		°C

#Pulse width Max.10ms Duty ratio max 1/10

■ **Electrical -Optical Characteristics** (Ta=25°C)

Part Number	Color		V <sub>F</sub> (V)			I <sub>R</sub> (μA)	I <sub>v</sub> (mcd)			λD(nm)			
			Min.	Typ.	Max.	Max.	Min.	Typ.	Max.	Min.	Typ.	Max.	
			I <sub>F</sub> =20mA			V <sub>R</sub> =5V	I <sub>F</sub> =20mA						
OSL10564-IW(LW)	White	W	-	3.3	3.6	10	-	65	-	X=0.27 Y=0.28			
OSL10564-IB(LB)	Blue	B	■	-	3.3	3.6	10	-	50	-	460	470	475
OSL10564-IG(LG)	Pure Green	G	■	-	3.3	3.6	10	-	200	-	515	520	530
OSL10564-IYG(LYG)	Yellow Green	YG	■	-	2.2	2.6	10	-	20	-	565	571	575
OSL10564-IY(LY)	Yellow	Y	■	-	2.1	2.5	10	-	60	-	585	590	595
OSL10564-IO(LO)	Orange	O	■	-	2.1	2.5	10	-	70	-	600	605	610
OSL10564-IR(LR)	Red	R	■	-	2.1	2.5	10	-	26	-	625	630	650
OSL10564-IRA(LRA)	High Luminance Red	RA	■	-	2.1	2.5	10	-	100	-	620	625	630

\*1 Tolerance of measurements of chromaticity coordinates is ±10%

\*2 Tolerance of measurements of dominant wavelength is ±1nm

\*3 Tolerance of measurements of luminous intensity is ±15%

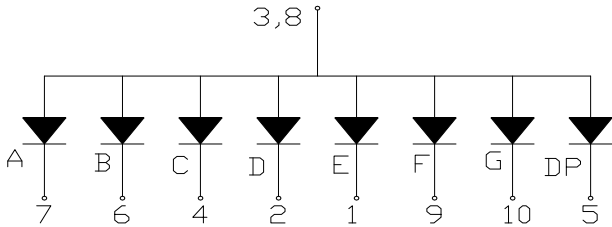
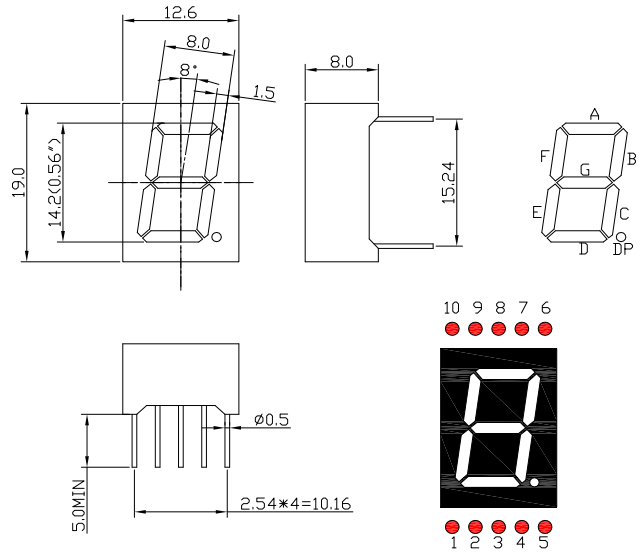
\*4 Tolerance of measurements of forward voltage is ±0.1V

<b>0.56 Inch Single Digit Display</b>
<b>OSL10564-IX (Common Anode type)</b>
<b>OSL10564-LX (Common Cathode type)</b>

**■ Package Dimensions and Pin Function**

**OSL10564-IX  
(Common Anode type)**

Note:  
1, Unit : mm ( Tolerance:  $\pm 0.25$ mm unless otherwise noted)  
2, The slope angle of any PIN may be  $\pm 5.0^\circ$  Max



**OSL10564-LX  
(Common Cathode type)**

Note:  
1, Unit : mm ( Tolerance:  $\pm 0.25$ mm unless otherwise noted)  
2, The slope angle of any PIN may be  $\pm 5.0^\circ$  Max

