

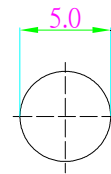
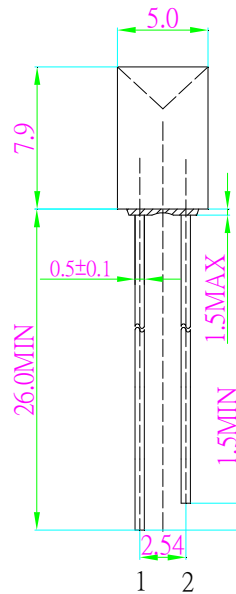
■ **Features**

- High Luminous LEDs
- 5mm Concave Standard Directivity
- Superior Weather-resistance
- UV Resistant Epoxy
- Water Clear Type

■ **Applications**

- Electronic Signs And Signals
- Small Area Illuminations
- Back Lighting
- Other Lighting

■ **Outline Dimension**



1. Anode
2. Cathode
Unit:mm
Tolerance:±0.30mm

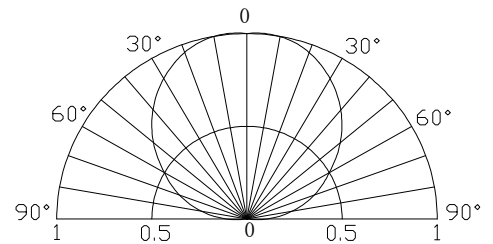
■ **Absolute Maximum Rating**

(Ta=25°C)

| Item | Symbol | Value | Unit |
|----------------------------|------------------|------------|------|
| DC Forward Current | I _F | 30 | mA |
| Pulse Forward Current* | I _{FP} | 100 | mA |
| Reverse Voltage | V _R | 5 | V |
| Power Dissipation | P _D | 78 | mW |
| Operating Temperature | T _{opr} | -30 ~ +85 | °C |
| Storage Temperature | T _{stg} | -40~ +100 | °C |
| Lead Soldering Temperature | T _{sol} | 260°C/5sec | - |

*Pulse width Max.10ms Duty ratio max 1/10

■ **Directivity**



■ **Electrical -Optical Characteristics**

(Ta=25°C)

| Item | Symbol | Condition | Min. | Typ. | Max. | Unit |
|---------------------|-------------------|----------------------|------|------|------|------|
| DC Forward Voltage | V _F | I _F =20mA | 1.8 | 2.1 | 2.6 | V |
| DC Reverse Current | I _R | V _R =5V | - | - | 10 | μA |
| Domi. Wavelength* | λ _D | I _F =20mA | 620 | 625 | 630 | nm |
| Luminous Intensity* | I _v | I _F =20mA | 68 | 100 | - | mcd |
| 50% Power Angle | 2θ _{1/2} | I _F =20mA | - | 120 | - | deg |

*1 Tolerance of measurements of dominant wavelength is +1nm

*2 Tolerance of measurements of luminous intensity is ±15%

*3 Tolerance of measurements of forward voltage is ±0.1V