

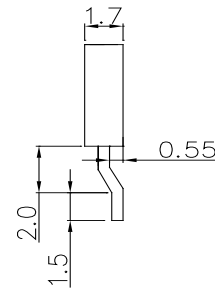
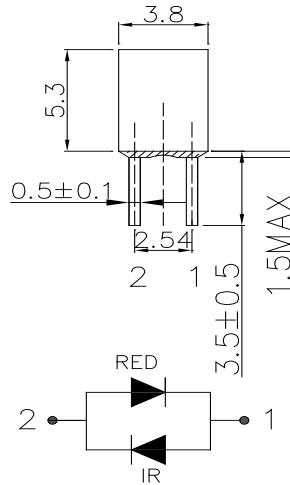
■Features

- High Radiant Power LED
- 5.3x3.8x1.7mm Rectangular Standard Directivity
- UV Resistant Epoxy
- Water Clear Type
- Side View

■Applications

- SPO2
- Medical Instrumentation
- Radiometric Instruments

■Outline Dimension



Unit: mm
Tolerance: ±0.20mm
unless otherwise noted

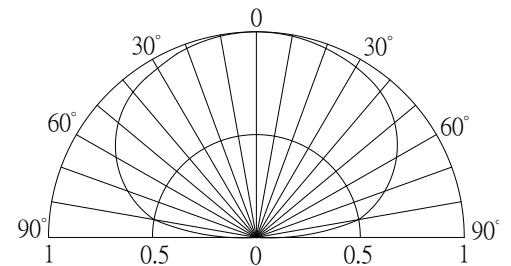
■Absolute Maximum Rating

(Ta=25°C)

Item	Symbol	Value		Unit
		IR	Red	
DC Forward Current	I _F	30	30	mA
Pulse Forward Current#	I _{FP}	100	100	mA
Reverse Voltage	V _R	5	5	V
Power Dissipation	P _D	85	72	mW
Operating Temperature	T _{opr}	-30 ~ +85		°C
Storage Temperature	T _{stg}	-40 ~ +100		°C
Lead Soldering Temperature	T _{sol}	260°C/5sec		-

#Pulse width Max.10ms Duty ratio max 1/10

■Directivity



■Electrical -Optical Characteristics

(Ta=25°C)

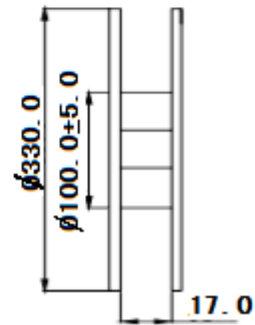
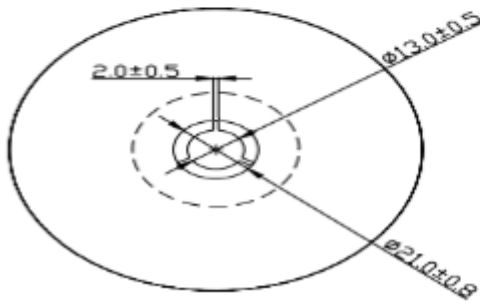
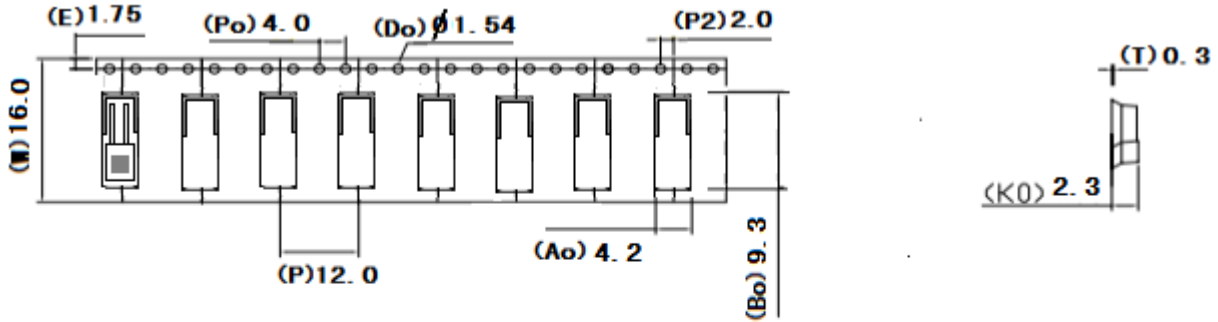
Item	Color.	Symbol	Condition	Min.	Typ.	Max.	Unit
DC Forward Voltage*1	Red	V _F	I _{F1} =20mA	-	2.0	2.4	V
	Infrared	V _F	I _{F2} =20mA	-	1.3	1.7	V
DC Reverse Current	Red	I _R	V _R =5V	-	-	10	μA
	Infrared	I _R	V _R =5V	-	-	10	μA
Peak Wavelength*2	Red	λ _p	I _{F1} =20mA	-	660	-	nm
	Infrared	λ _p	I _{F1} =20mA	-	905	-	nm
Radiant Power*3	Red	P _O	I _{F2} =20mA	9	-	11	mW
	Infrared		I _F =20mA	1.5	-	2.5	mW
50% Power Angle	Infrared	2θ1/2	I _{F1} =20mA	-	-	-	deg
	Red	2θ1/2	I _{F2} =20mA	-	-	-	deg

*1 Tolerance of measurements of forward voltage is ±0.1V

*2 Tolerance of measurements of peak wavelength is ±1nm

*3 Tolerance of measurements of radiant power is ±15%

PACKING DIMENTIONS



Notes:

1. Unit: mm
2. 3000pcs/Reel