

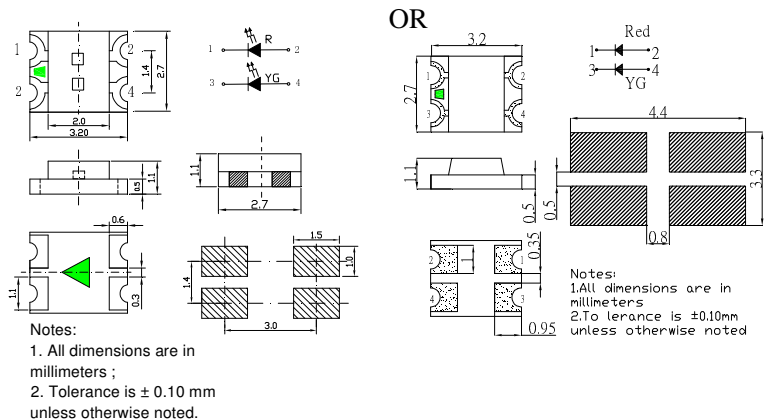
■Features

- Bi-Color
- Super high brightness of surface mount LED
- Water Clear Flat Mold
- Compact package outline
(LxWxT) of 3.2mm x 2.7mm x 1.1mm
- Compatible to IR reflow soldering.

■Applications

- Backlighting (switches, keys, etc.)
- Marker lights (e.g. steps, exit ways, etc.)

■Outline Dimension



■Absolute Maximum Rating



(Ta=25°C)

Item	Symbol	Value		Unit
		Red	YG	
DC Forward Current	I_F	30	30	mA
Pulse Forward Current*	I_{FP}	100	100	mA
Reverse Voltage	V_R	5	5	V
Power Dissipation	P_D	78	78	mW
Operating Temperature	T_{opr}	-40 ~ +85		°C
Storage Temperature	T_{stg}	-40 ~ +85		°C
Lead Soldering Temperature	T_{sol}	260°C/10sec		-

*Pulse width Max 0.1ms, Duty ratio max 1/10

■Electrical -Optical Characteristics

(Ta=25°C)

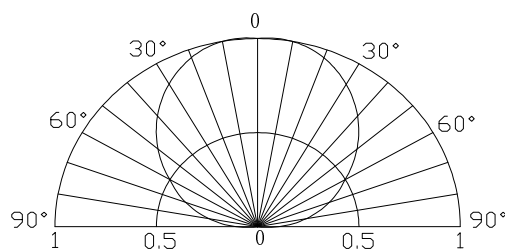
Part Number	Color			V_F (V)			I_R (μ A)	I_v (mcd)			λ_D (nm)			2 $\theta_{1/2}$ (deg)
				Min.	Typ.	Max.	Max.	Min.	Typ.	Max.	Min.	Typ.	Max.	Typ.
				$I_F=20$ mA			$V_R=5$ V	$I_F=20$ mA			$I_F=20$ mA			
OSRG1206C1C	Red	HR		1.8	2.1	2.6	10	70	100	150	620	625	630	120
	Yellow green	YG		1.8	2.2	2.6	10	20	40	60	565	570	575	120

*1 Tolerance of measurements of dominant wavelength is ± 1 nm

*2 Tolerance of measurements of luminous intensity is $\pm 15\%$

*3 Tolerance of measurements of forward voltage is ± 0.1 V

■Directivity





OptoSupply

Light It Up

3.2 x 2.7 x 1.1mm Red & Yellow green SMD

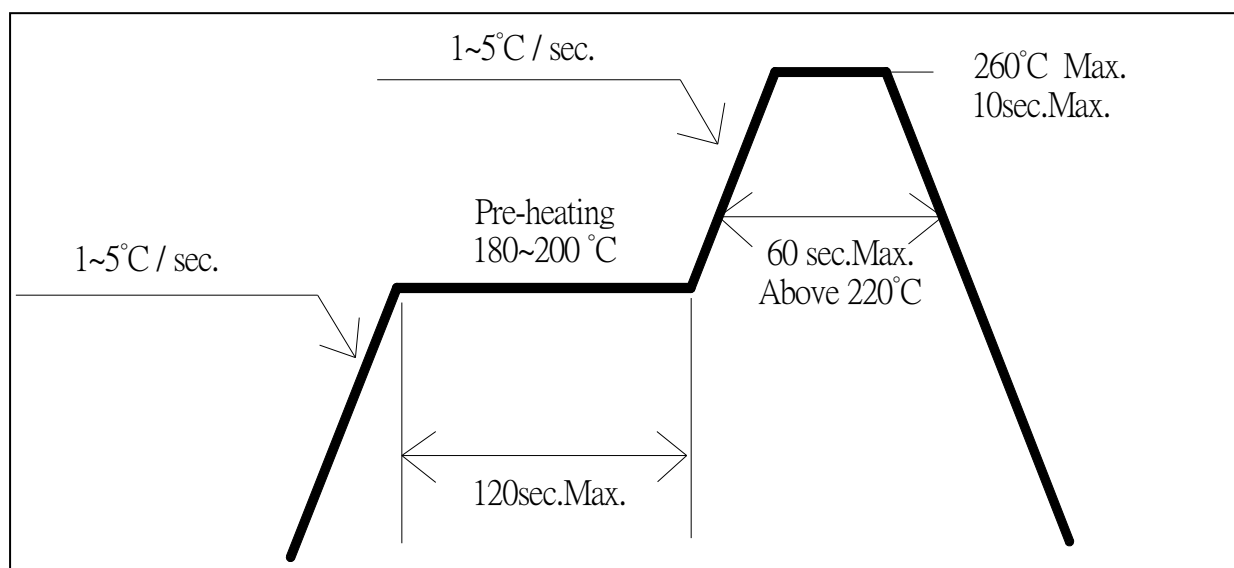
OSRG1206C1C

VER.A.5

■ **Soldering Conditions**

Reflow Soldering		Hand Soldering	
Pre-Heat	180 ~ 200°C	Temperature Soldering time	350°C Max. 3 sec. Max. (one time only)
Pre-Heat Time	120 sec. Max.		
Peak temperature	260°C Max.		
Dipping Time	10 sec. Max.		
Condition	Refer to Temperature-profile		

• **Reflow Soldering Condition(Lead-free Solder)**



*Recommended soldering conditions vary according to the type of LED

*Although the recommended soldering conditions are specified in the above table, reflow, or hand soldering at the lowest possible temperature is desirable for the LEDs.

*A rapid-rate process is not recommended for cooling the LEDs down from the peak temperature.

• All SMD LED products are pb-free soldering available.

• Occasionally there is a brightness decrease caused by the influence of heat or ambient atmosphere during air reflow. It is recommended that the User use the nitrogen reflow method.

• Repairing should not be done after the LEDs have been soldered. When repairing is unavoidable a double-head soldering iron should be used. It should be confirmed beforehand whether the characteristics of the LEDs will or will not be damaged by repairing.

• Reflow soldering should not be done more than two times.

• When soldering, do not put stress on the LEDs during heating.

• After soldering, do not warp the circuit board.

LED & Application Technologies

