

Model No.	OS-OC013AIG2
REV.	4

Product Manual

NAME: 24-Key Infrared LED Controller

MODEL: OS-OC013AIG2



Summarization

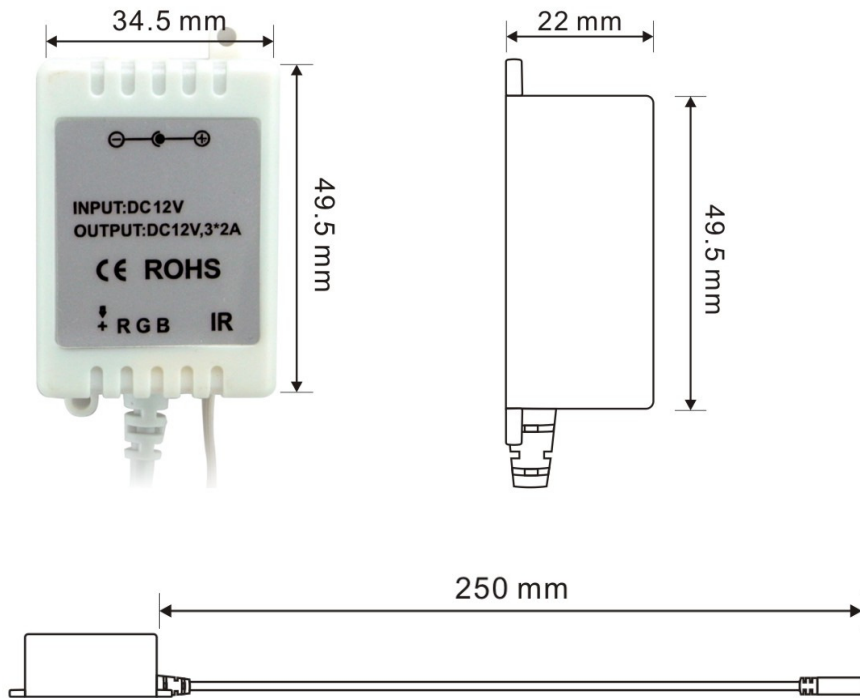
24-key infrared LED RGB controller adopts the advanced micro control unit, it is used for controlling a variety of lamp whose source of light is LED. For instance, point source of light, flexible light strip, wall washer lamp, glass curtain wall light and so on; At the same time, it has many advantages such as convenient connection, simplicity to use and others. According to the actual need of customers, it can carry out jumpy changing, gradual changing and other effects of change. Total 24 modes for your choice.

Technical parameters

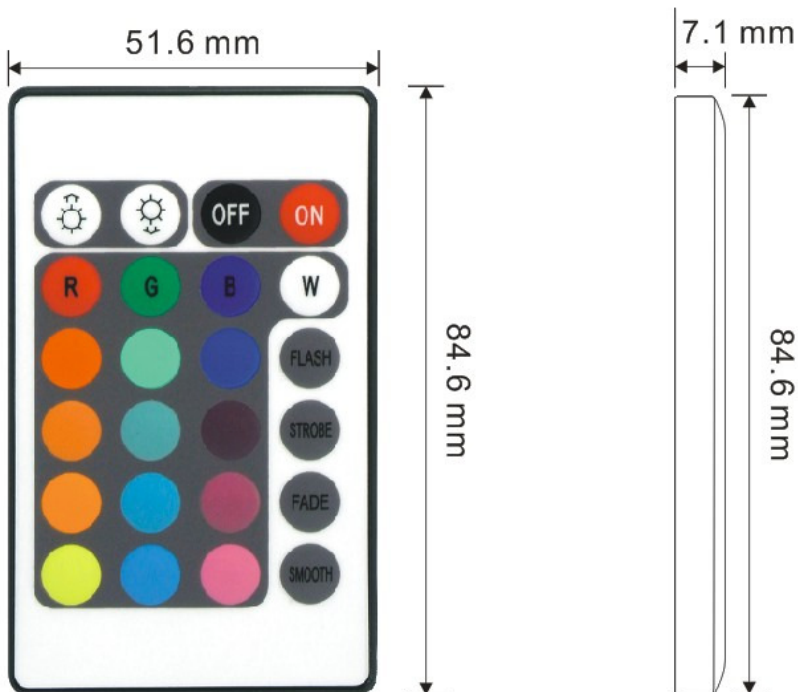
- Working temperature: -20-60 °C
- Voltage supply: DC5V, 12V, 24V <optional> (for orders specify voltage)
- Output: 3 channels
- Connecting mode: common anode or common cathode
- External dimension: L49.5XW34.5XH22 mm
- Net weight: 50g
- Gross weight: 71g
- Static power consumption: <1 W
- Output current: <2 A (each channel)
- Output power: 5 V: <30W, 12V: <72W, 24V: <144W

Model No.	OS-OC013AIG2
REV.	4

**External Dimension
Controller Dimension:**



Remote control dimension:



Model No.	OS-OC013AIG2
REV.	4

Direction for use

1. Connect the load wire at first, following by the power wire; Please ensure short circuit can't occur between connecting wire before you turn on the power;
2. Standard color changes as follows:

Brightness +(16 in all)	Brightness-(16 in all)	Off	On
Static red	Static green	Static blue	Static white
Static orange	Static pea green	Static dark blue	7 color jumpy change
Static dark yellow	Static cyan	Static brown	All fade out & fade in
Static yellow	Static light blue	Static pink	7 color fade change
Static straw yellow	Static sky blue	Static purple	3 base color jumpy

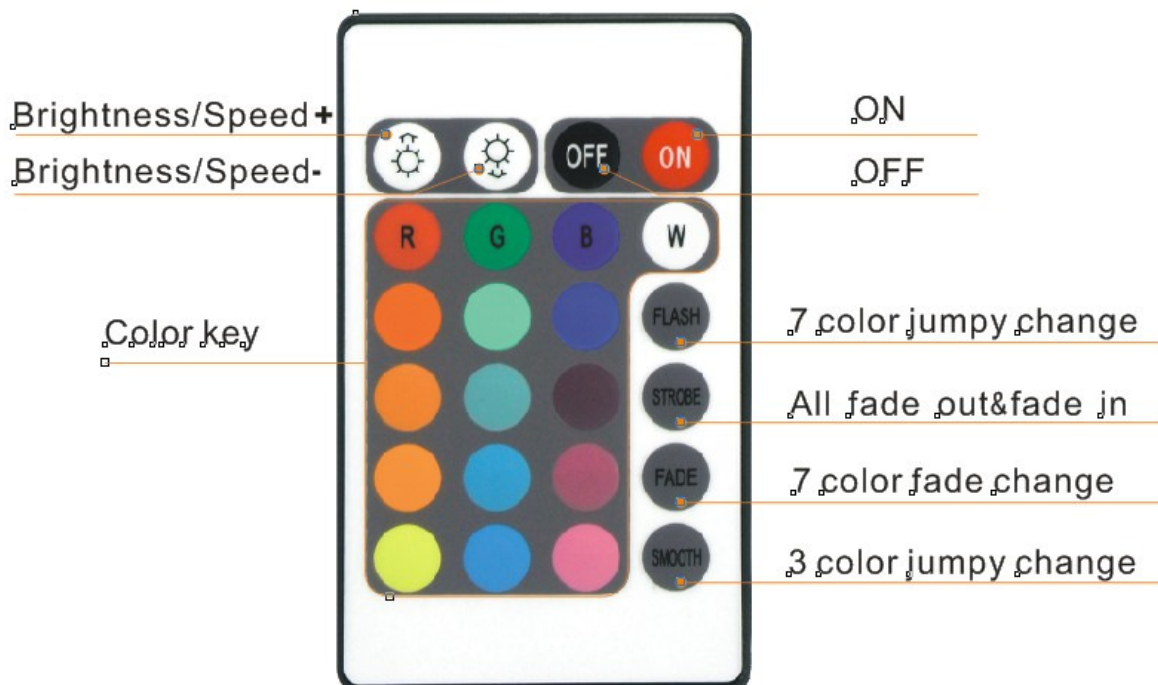
Direction: ① When switching to dynamic modes the button of “Brightness +”/ “Brightness -” means the speed of light change is up/ down, there are 100 step in all.

② The FADE and SMOOTH all have two modes, which are “3 base colors jumpy/7 colors jumpy” and “3 base colors fade/7 colors fade”, you can press one more time to change it.

③ when press FADE and SMOOTH, the “FLASH” and “STROBE” key are invalid.

④ When in the static modes, press the “FLASH” /“STROBE” key, the mode will change to be “ the single color Strobeflash/ Gradual changing”.

Key instruction:



Model No.	OS-OC013AIG2
REV.	4

Connecting drawing:

